

Premium Solid Core Collection



Premium Solid Core Collection

This is a premium collection of beautiful traditional and contemporary front doors, engineered to deliver exceptional strength and performance.

Every door is made with a robust Nordic wood core, the best materials and exceptional standards of design and construction – every piece in our collection is certain to enhance your home.



3 Square, Grey, Square Bar Handle, Satin Glass

RANGE



Page 8



Page 9



Page 10



Page 14



Page 16



Page 17



Page 22



Page 23



Page 24



Page 26



Page 28



Page 29



Page 30



Page 32



Page 33



Page 36



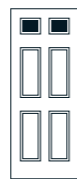
Page 37



Page 38



Page 40



Page 41



Page 46

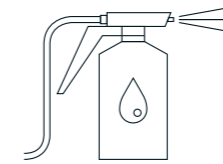


Page 47



Page 50

COLOUR



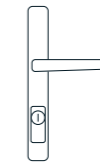
Page 52 & 53

GLAZING



Page 54 & 55

IRONMONGERY



Page 56 & 57

LOCKS



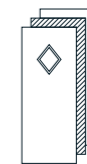
Page 58 & 59

QUALITY



Page 60

CONSTRUCTION



Page 61

Beautiful front doors


Our Contemporary and Traditional doors offer both expressive style and enduring performance.

With a host of customisable options to choose from across colour palette, glazing, ironmongery and security, these elegant doors provide the strength and beauty to make a bold statement, whatever your property style.



2 Panel 2 Square, Chartwell Green, Flair Glass

1 Square



COLOURS



GLASS DESIGNS AND PATTERNS



Diamond




COLOURS



GLASS PATTERNS



3 Diamond



COLOURS



GLASS PATTERNS

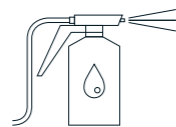


3 Diamond, Chartwell Green, Short Bow Handle, Stippolyte™ Glass

COLOUR

Elegant Individual Expression

Express your personal style through
our premium colour palette,
and elevate your door to a real
property feature.



See page 52 for our Colour Guide.



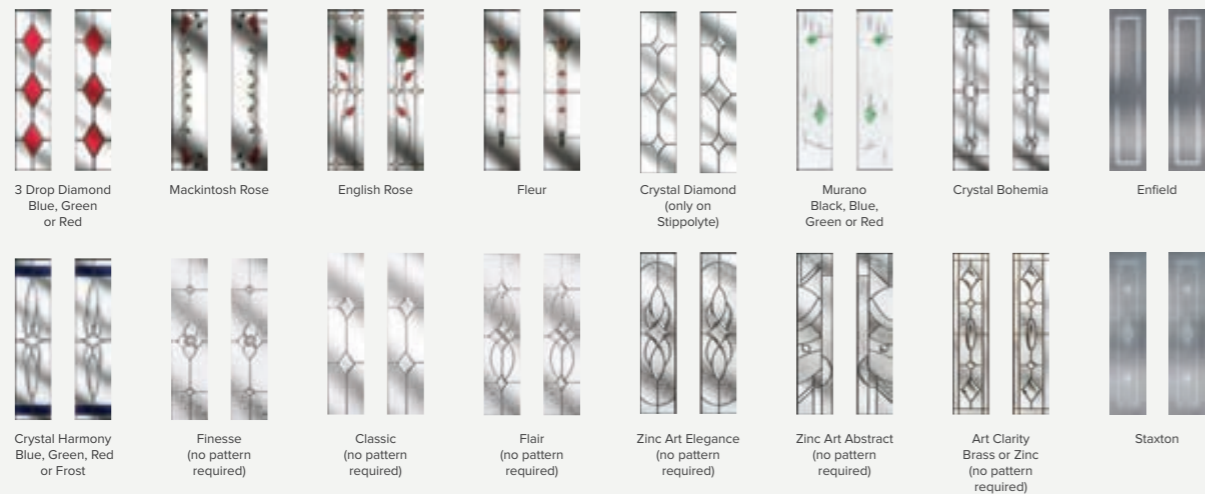
2 Panel 2 Square



COLOURS



GLASS DESIGNS



2 Panel 2 Square, Grey, Contora™ Glass

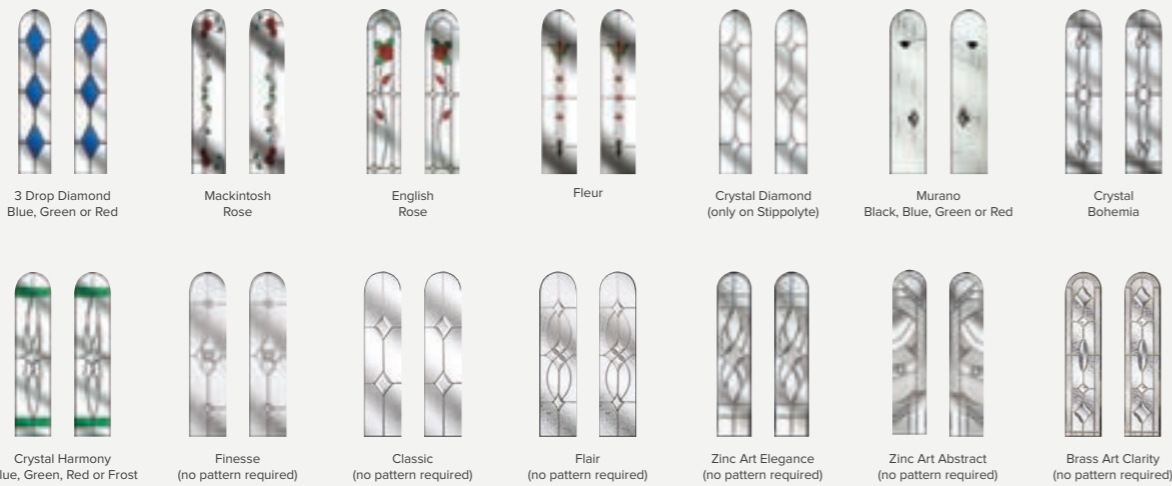
2 Panel 2 Arch




COLOURS



GLASS DESIGNS



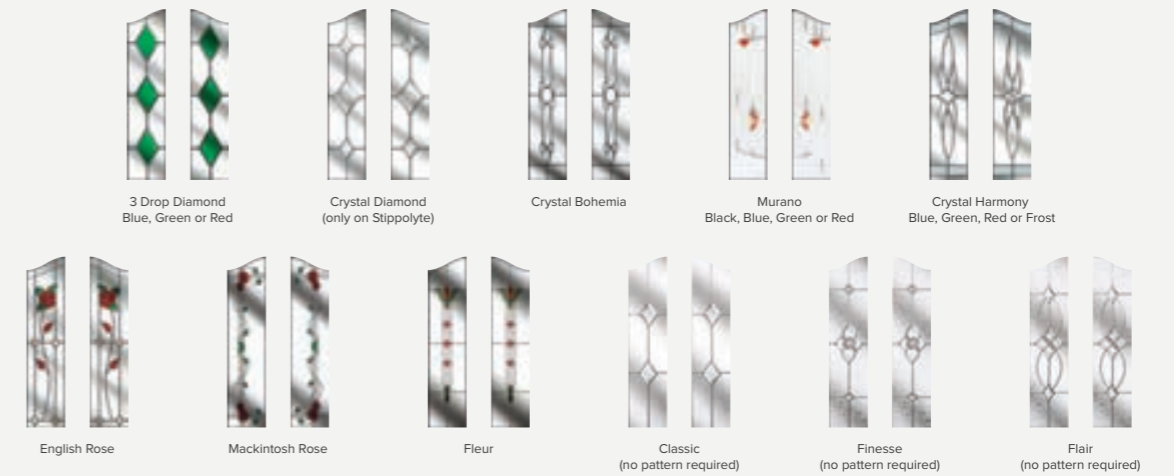
2 Panel 2 Angle



COLOURS



GLASS DESIGNS





Diamond, Duck Egg Blue, Florielle™ Glass

Light Detail Privacy

Our premium glass options
add character to your door and
light to your home, while still
providing complete privacy.



See pages 54–55 for our
Glazing Patterns and Backing Glass.



3 Square



COLOURS



GLASS DESIGNS




Twin Side



COLOURS



GLASS DESIGNS



4 Square



COLOURS



GLASS DESIGNS




Flair (no pattern required) Finesse (no pattern required) Zinc Art Elegance (no pattern required) Zinc Art Abstract (no pattern required) Enfield Staxton



4 Square, Grey, Long Bow Handle, Flair Glass


Circle



COLOURS



GLASS DESIGNS



Circle, Oak, Flair Glass


2 Panel 1 Square



COLOURS



GLASS DESIGNS



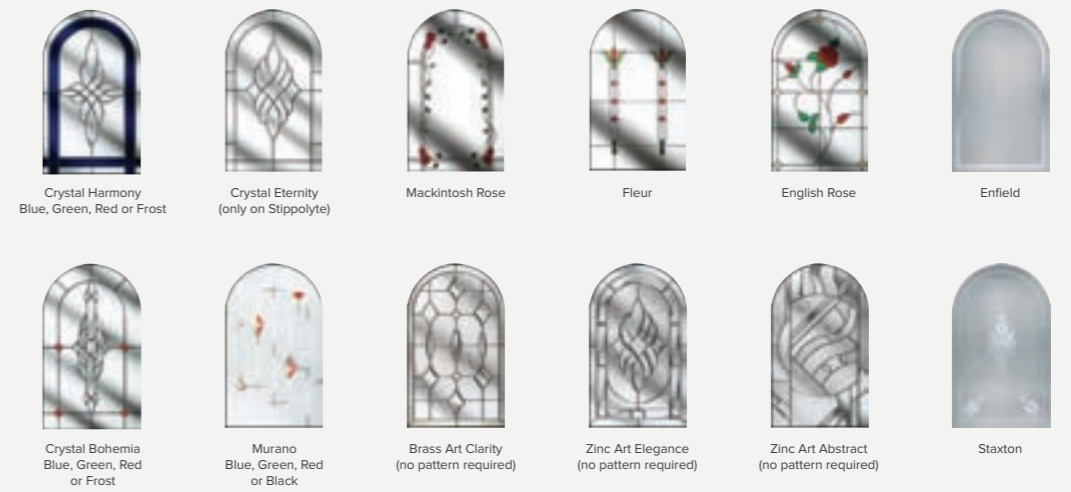
2 Panel 1 Arch



COLOURS



GLASS DESIGNS



2 Panel 1 Grill



COLOURS



GLASS PATTERNS



2 Panel 1 Grill, Darkwood, Satin Glass

Cottage



COLOURS



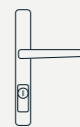
2 Panel Sunburst



COLOURS



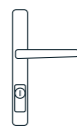
GLASS PATTERNS



See pages 56–57 for our Contemporary Ironmongery Guide.

Customised Creative Secure

Whatever furniture you choose for your door, we guarantee it will be made to the highest possible standards.



See pages 56–57 for our Contemporary Ironmongery Guide.



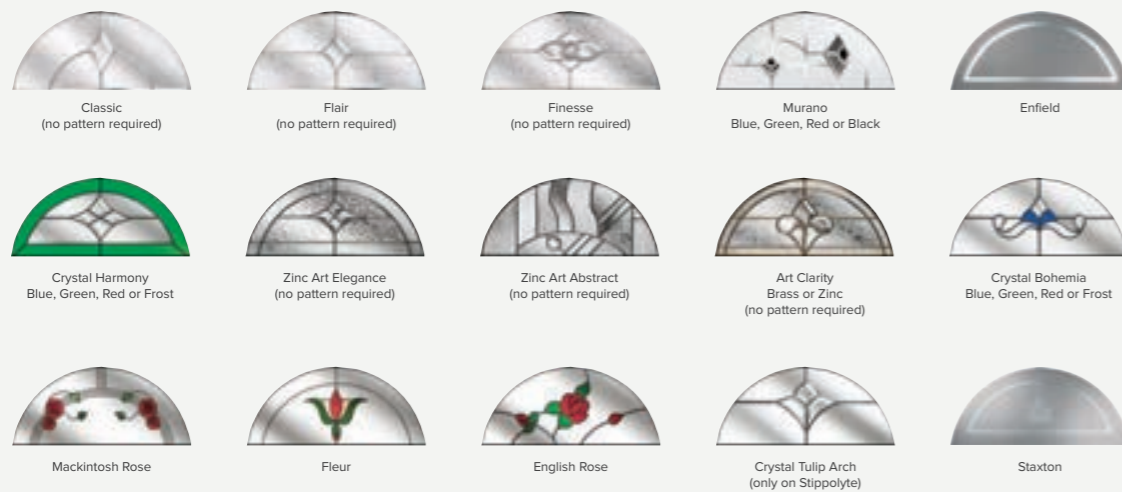
4 Panel 1 Arch



COLOURS



GLASS DESIGNS



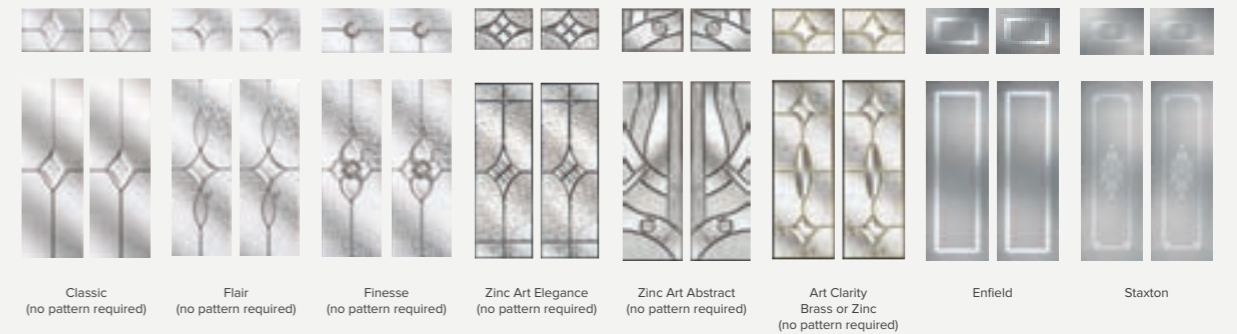
2 Panel 4 Square




COLOURS



GLASS DESIGNS




Mid 3 Square



COLOURS



GLASS DESIGNS




Classic (no pattern required) Finesse (no pattern required) Flair (no pattern required) Zinc Art Elegance (no pattern required) Enfield Staxton



Mid 3 Square, Cream, Long Bar Handle, Flair Glass


Cottage Halfglaze



COLOURS



GLASS DESIGNS



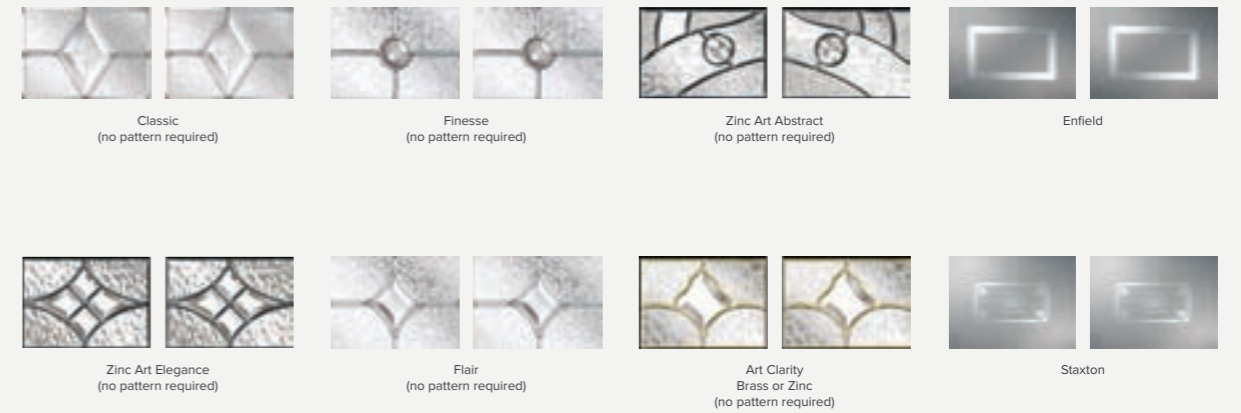
4 Panel 2 Square



COLOURS



GLASS DESIGNS





Circle, Oak, Flair Glass

QUALITY

Natural Innovative Durable


A thick Nordic pine centre and outer structure, all encased in glass-reinforced plastic – our premium doors are engineered to withstand all weathers, season after season.



See page 60 for our Quality Promise.




2 Panel 2 Square 1 Arch



COLOURS



GLASS DESIGNS



4 Panel Sunburst



COLOURS



GLASS DESIGNS AND PATTERNS



Foam-filled, thermally efficient side lights

Choose from either our GRP, composite range with a high-density, foam-filled core, or our warm-edged spacer bar, argon gas-filled glazed units.



4 Panel 2 Square, Black, Classic furniture, Classic Glass

Composite Side Lights


High density polyurethane foam-filled core.



COLOURS




GLASS DESIGNS



Glass Side Lights

Argon-filled low E glass units.

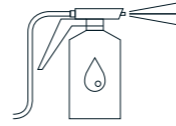


GLASS PATTERNS



Colour Guide

The doors in our premium collection are available in a diverse range of colours to suit the character of your home.



Colour Coding



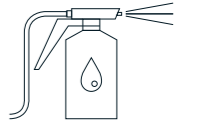
Our colour-coded range of weather bars and thresholds are fitted to blend seamlessly with your new door.

Black Brown Doors




Our doors are now available with the in-demand black brown foiled outer frame.


Colour Options



Door Colours




Blue



Duck Egg Blue




Chartwell Green




Green



Black



Red



Poppy Red
(High Gloss)



Cream




Black Brown




Grey



White



Darkwood



Oak

Frame Colours



White



Whitegrain



Mahogany



Cherrywood



Oak



Black Brown



Chartwell Green



Cream



Grey

Glazing

The range of glass options add character to your door and light to your home, whilst still offering you complete privacy.



Satin Glass



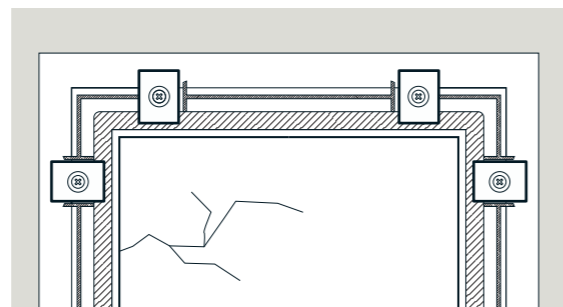
Added to our 'patterned glass' range, satin glass makes a perfect option for modern properties.

Solid Grids



Our two-panel, one-grid door designs feature a solid internal grid. This means that when your eye glances across the glazed panel, you don't see the inside of a glazing cassette – you see the effect that you would get if the door had nine separate pieces of glass.

Don't Replace – Reglaze



Our replaceable cassette system means that in the event of breakage, or if your glass unit breaks down and becomes misty, you can simply and easily change the glass without replacing the door.

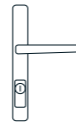
Glazing



Glazing Patterns and Backing Glass

Stippolyte™	Cotswold™	Chantilly™	Digital™	
Autumn™	Minster™	Everglade™	Mayflower™	
Flemish™	Charcoal Sticks™	Florielle™	Oak™	
Satin	Contora™	Taffeta™	Pelerine™	Warwick™

Contemporary Ironmongery Guide



Long Bar



Long Bar Handle (offset)



Pull Escutcheon
OR same handle inside



Ingot Knocker



Bar Knocker

Bow Handle



Long Bow Handle



Short Bow Handle



Pull Escutcheon
OR same handle inside



Ingot Knocker



Bar Knocker

Classic



Central and High Knob



Pull Escutcheon
OR same handle inside



Ingot Knocker

Square



Square Bar Handle (offset)



Square Handle



Pull Escutcheon
OR same handle inside



Square Knocker

Handleless



Pull Escutcheon



Pull Escutcheon
OR same handle inside



Ingot Knocker

Contemporary Ironmongery Guide



Availability by Door Style



2 Panel 2 Arch, 2 Panel 2 Angle, 2 Panel 2 Square, 4 Panel 1 Arch, 2 Panel 1 Arch, 2 Panel 1 Square, 2 Panel 2 Square 1 Arch, 4 Panel 2 Square, 4 Panel Sunburst, 2 Panel 1 Grill, 2 Panel Sunburst, Diamond, 3 Diamond

	A	B	C	D	E	F	G	I	J	K	L	P	P3
Long Bar				✓				✓	✓			✓	✓
Bow Handle	✓	✓	✓	✓	✓	✓	✓	✓	✓	✓	✓	✓	✓
Square												✓	✓
Classic*	✓	✓	✓	✓	✓	✓	✓	✓	✓	✓	✓	✓	
Classic High*	✓	✓	✓	✓				✓	✓			✓	
Square Bar				✓				✓	✓			✓	✓
Page ref.	16	17	14	36	29	28	46	41	47	30	33	9	10



Cottage, Mid 3 Square, 2 Panel 4 Square, 1 Square, Cottage Halfglaze, 4 Square, Middle, 4 Square, Right, 4 Square, Left, Circle, 3 Square, 3 Square, Twin Side, Twin Side

	R	S	T	U	V	W	W4	W4H	X	Y	YH	Z	ZH
Long Bar	✓	✓		✓		✓		✓			✓		✓
Bow Handle	✓	✓	✓	✓	✓	✓		✓	✓		✓		✓
Square	✓	✓		✓		✓		✓	✓		✓		✓
Classic*	✓		✓	✓	✓		✓	✓	✓	✓	✓		
Classic High*	✓						✓	✓	✓	✓	✓		
Square Bar	✓	✓		✓		✓		✓			✓		✓
Page ref.	32	38	37	8	40	24	24	24	26	22	22	23	23

Handleless suite available on all styles.

*Our classic furniture suite is also available in a high position.



Classic



Classic High

High Security



We know a secure door is important to our customers, and that's why our range of locks, cylinders and handles adhere to the highest accreditations and industry standards.

Yale TSO07 3 Star Handle/ Cylinder Combination Option

Ultion Sold Secure Diamond Option



Yale's superior cylinder and platinum handle combination is accredited with the coveted TSO07 3* BSi Kitemark – the most secure available for composite doors and locks. Subjected to extensive tests, it can resist anything the most determined burglar can throw at it.

The Ultion cylinder has passed all major British standards test for security without the need for cylinder protectors or extra secure door handles. These tests include the highest TSO07 standard (3 star) and the extended Sold Secure Diamond test, which is more rigorous and designed by the Master Locksmith Association.

Yale Lockmaster

Yale Keyfree Option



Developed and tested to deliver superior security and ease of use, British made and featuring a combination of hooks and anti-lift bolts for proven and reassuring protection.

Using a keypad and your own personal code or remote control, Yale Key Free offers you the convenience of access to your property without a key.

Contemporary Security



The combination of a reliably strong structural frame and the very highest quality locking systems, make our doors simply unrivalled in terms of the security and peace of mind they offer.

GU Slam Lock



All solid core doors fitted with contemporary hardware include the GU Slam Lock, featuring bolts that engage the moment the door is closed.

Handleless Option

High Lock Option



Manufactured from 316 Marine Grade Stainless Steel, this cylinder features a back to back fixing and a selection of bolts to suit door thicknesses between 50mm and 75mm. Secure and stylish, this design looks at home everywhere from the streets of London to exposed coastal locations.

Quality Promise

From the high-quality Nordic pine core and glass-reinforced plastic, to our glazing, ironmongery and locks, we believe the quality and build of our doors is simply second to none.



Security You Can Trust



Whatever furniture you choose for your premium collection door, we guarantee it will always be burglar-proof.

Police Certified



Our Secured by Design option is not only police approved, it's also recognised by many insurance companies.

Edged Detail



Every sightline of your door is considered. On the hinge edge of all doors, we apply a grained trim and then countersink the hinges for a perfect, flush finish.

Weather Tested



We've designed and tested our doors for maximum resilience against the extremes of the British climate.



With all the unique features we offer, it's important to know that you've got the real thing. All Door-Stop doors carry an official stamp on the hinge edge near the bottom of the door.



WATERTIGHTNESS
Tested in accordance with
BSEN 1027



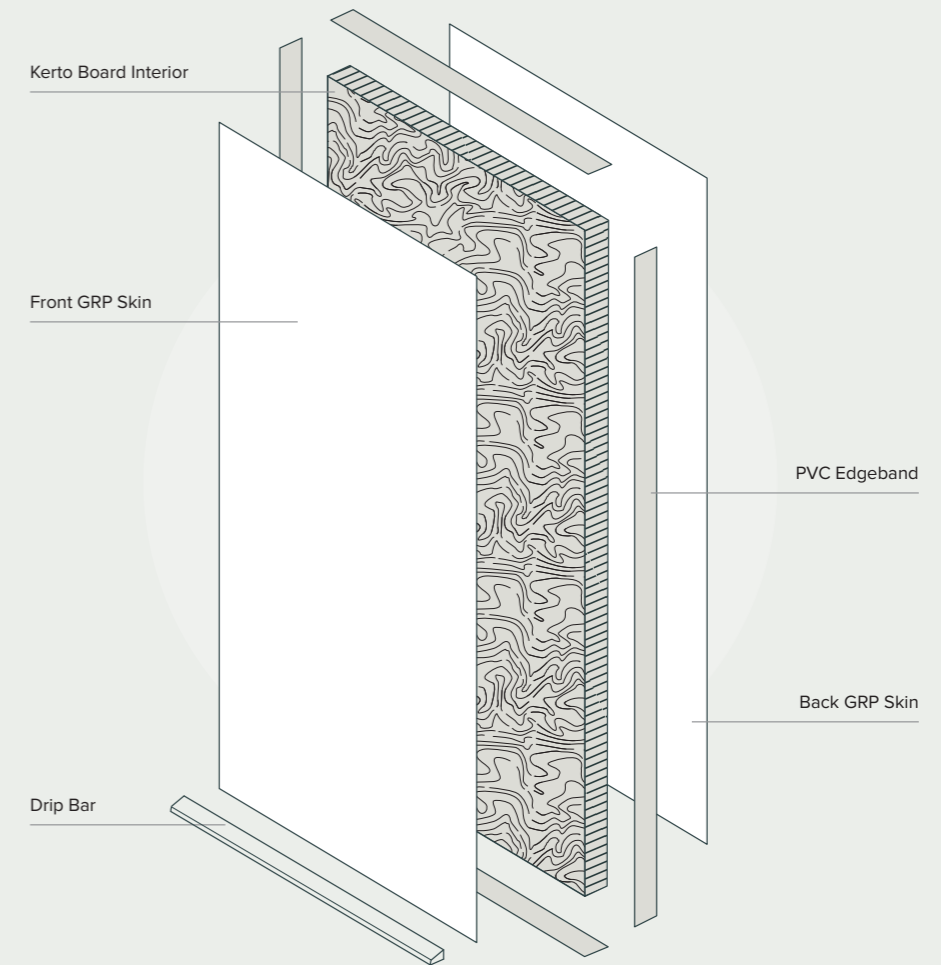
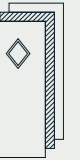
AIR PERMEABILITY
Tested in accordance with
BSEN 1026



WIND RESISTANCE
Tested in accordance with
BSEN 12211

Engineered Cross-Bonded Veneers

The unique, cross-bonded structure of our doors improves the lateral bending strength and stiffness of the panel.



Planet Friendly

Bespoke Energy Rated Doors

Every Door-Stop door is issued with a bespoke energy rating certificate – based on expert data from the Build Research Establishment and accredited by the British Fenestration Ratings Council (BFRC).

Green doors – now available in every colour

We have always used a calcium zinc-based compound in the extrusion of the door frame, because it's much kinder to the planet than lead-based additives. Our doors' inner rigid foam system is 100% CFC-free.

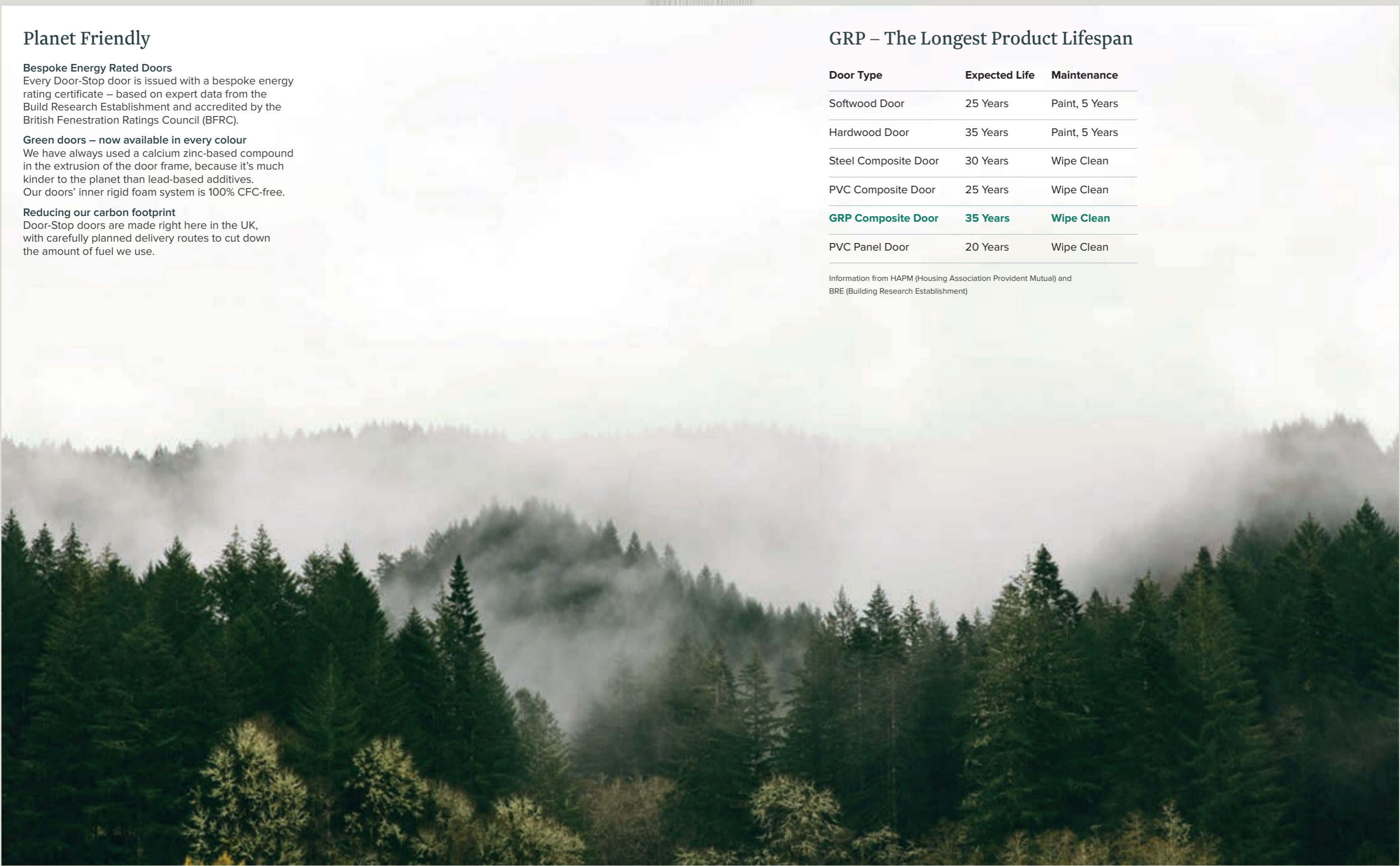
Reducing our carbon footprint

Door-Stop doors are made right here in the UK, with carefully planned delivery routes to cut down the amount of fuel we use.

GRP – The Longest Product Lifespan

Door Type	Expected Life	Maintenance
Softwood Door	25 Years	Paint, 5 Years
Hardwood Door	35 Years	Paint, 5 Years
Steel Composite Door	30 Years	Wipe Clean
PVC Composite Door	25 Years	Wipe Clean
GRP Composite Door	35 Years	Wipe Clean
PVC Panel Door	20 Years	Wipe Clean

Information from HAPM (Housing Association Provident Mutual) and BRE (Building Research Establishment)



All the information in this brochure is provided for guidance only and is given in good faith, but without warranty or guarantee of any kind, whether implied or expressed.

Our policy is to continually improve products. Therefore methods, materials and changes of specification may be made from time to time without prior notice.

Colour samples printed in this publication should only be used as a guide and are as accurate as our printing process allows.

Glass images are reproduced and the © copyright of Pilkington plc.

All other images are the © copyright Door-Stop International Ltd, a Masonite Company.

June 2017

Premium Solid Core Collection v1



