

OPAL

ALUMINIUM WINDOWS AND DOORS



OPEN UP TO NEW IDEAS ...

ALUMINIUM VS PVC	06
ENERGY EFFICIENCY	08
BUILDING REGULATIONS	09
WINDOWS	10
DOORS	16
FOLD OR SLIDE?	20
DESIGN OPTIONS	22
ENTRANCE DOORS	24
HARDWARE	26
SECURITY & LOCK UPGRADES	30
GLASS	32
COLOUR	34



The Opal range of windows and doors offers exceptional quality when it comes to performance and design to transform your home into living space that is truly outstanding.

From our ultra-slim bi-folding doors to our iconic crittall style windows, Opal offers unique solutions for every home.

OPAL

ALUMINIUM VS. PVC

For many years PVC has always been the product of choice for windows and doors. More recently, aluminium has fast become the desired choice for discerning consumers and enhancing commercial projects. Here we look at the differences between aluminium and PVC and why aluminium is inevitably the better choice.

LONGEVITY

Aluminium windows and doors are much more robust than PVC and with proper care they can be fitted to last around 50 years, whereas PVC has a much shorter life expectancy of around 20 years.



COST

In a nutshell aluminium is more expensive than PVC - approx. 50% more. However, aluminium is an investment. They last much longer and have other qualities that make them worth the cost such as slimmer sightlines.



STRENGTH

Aluminium is much stronger and more durable than PVC. It is a low density metal, so you can achieve very slimline window frames which are sturdy and strong. It can also withstand extreme weather conditions.



SECURITY

The robustness of aluminium offers superior strength to withstand any attacks. We use top-quality hardware & multipoint shoot-bolt locking mechanisms with the option of 3 locks to completely secure our windows and doors.



ENERGY EFFICIENCY

Aluminium window and doors are thermally broken and exceed all u-value targets. The materials used have a very high resistance to heat transfer giving improved thermal efficiency.



COLOUR

Different colour, finishes and textures on aluminium can be achieved by powder coating and anodised option which provides longevity of colour and performance. PVC has limited colour foil options which can be easily marked and damaged.




ENERGY EFFICIENCY

With energy bills on the rise, thermal efficiency remains one of the number one priorities for most homes. Loss of heat plays a major part in the usability and comfort of any living space and as a result causes high energy bills. All the Opal windows and doors are enhanced with innovative polyamide thermal barrier technology which enables all our systems to exceed the energy performance requirements of current UK Building Regulations.

Windows are assessed by the British Fenestration Rating Council (BFRC) and rated using a A to G scale on the basis of their total energy efficiency where an A rated window is more efficient than a G rated window. The rating covers the frame material, the frame design, glass type and all other components that make up the window.

- Building control requires windows to satisfy either a U Value of 1.6 or lower or a WER of C or better.
- Building control requires doors to satisfy either a U Value of 1.8 or lower or a WER of E or better.



BUILDING REGULATIONS

Document L

All the windows and doors we offer satisfy Building Regulations Part L for refurbishment and new-build applications . Part L of the building regulations, in tandem with the latest SAP guidance defines how energy efficient buildings should be, and sets building standards to reduce CO2 emissions. Alitherm Plus doors satisfy Part M.

Document Q

This latest addition to Building Regulations, brings security to the forefront by setting out reasonable standards for all doors and windows in all new residences or new doors and windows in older properties. Under the new standards, all new doors and windows should be made to a design that has been shown, by test, to meet the security requirements of PAS24:2012.

All homes must be able to demonstrate that the windows and doors satisfy Building Regulations by producing a certificate of compliance either from an approved installer or your Local Authority Building Control Department.

Please speak to our technical department if you require further clarification on Document L, Q, M or Building Regulations.


OPAL WINDOWS

LIVING | ELEGANCE | HERITAGE | TILT & TURN

Aluminium windows are fast becoming the material of choice for homeowners who want a low-maintenance window with high performance levels at an affordable cost. A naturally durable material, aluminium improves the warmth and energy efficiency of your home whilst also looking fantastic. The slim profiles mean more light and less frame providing a contemporary, sleek appearance. With a range of systems to choose from and hundreds of colours and finishes, aluminium windows are the perfect investment for any home.




| LIVING



The Opal Living window system is our standard and most popular window offering which is suitable for PVC replacements throughout any home. The best thing about this window system is that it's available in a choice of sash options - Chamfered or Square so there is a style to suit every discerning homeowner.

CREATE LASTING IMPRESSIONS WITH OPAL LIVING



As seen on
Channel 4's
'Old House,
New Home'



CHOICE OF COLOURS





Opal Elegance have a flush sash finish and are the ultimate window for clean and modern aesthetics. The sash (the opening part of the window) sits on the same plane as the rest of the window creating a flush, in-line cutting-edge look to this high performance window system.

FLUSH SASH FINISH FOR ULTIMATE ELEGANCE



CHOICE OF HARDWARE



Opal Heritage has extremely slim sightlines and can be styled to suit contemporary or Crittall style windows providing optimum thermal performance. They are a traditional looking window and are often requested for cottage style properties. This system can also be used for single and double French doors to create a slimline, contemporary alternative.

TIMELESS DESIGN WITH UNRIVALLED PERFORMANCE



VARIED RANGE OF HARDWARE





VERSATILE, HIGH PERFORMANCE WINDOWS



Opal Tilt & Turn windows are a versatile, elegant range of high performance windows suitable for use as tilt & turn, pivot casement, fixed and open out casement windows. They are most common for contemporary domestic properties or commercial applications including education, healthcare and retail buildings but are also a great alternative for residential properties too including apartments.

CHOICE OF COLOURS



OPAL DOORS

DEFINITIVE | DELUXE | FINESSE | ORNATE | OPULENCE

As you look to extend or refurbish your home, consider adding bi-folding or sliding doors to let in the maximum amount of light, retain heat and keep noise out. Our range of aluminium doors create vast openings in an instant, bringing alfresco living to life at the turn (or pull) of a handle. Due to the natural strength of aluminium, our aluminium doors can be made much slimmer than PVC which results in larger glass areas. We also offer aluminium entrance doors which not only enhance the appearance of any home but that also bring further security, energy efficiency and style to the property.



| DEFINITIVE



Opal Definitive smooth sliding bi-folding doors are an ideal alternative to patio doors and suitable for both domestic and commercial applications. They allow you to open up your home to the outdoors and make the most of your outdoor space. With smooth sliding operation, these bi-folds slide effortlessly and you can choose to fold the sashes internally or externally, place the opening at the side so the sashes all fold one way, at one end, to create a single entrance door for easy access, or in the middle to give the option of a double door.

THE IDEAL ALTERNATIVE TO PATIO DOORS



As seen on
Channel 4's
'Old House,
New Home'



CHOICE OF COLOURS





Opal Deluxe bi-folding doors have much slimmer, narrower sightlines and frames (94mm compared to Opal Definitive which has 132mm sightlines) therefore maximising light and space to give unimpeded views. With high-security glazing, robust locking mechanisms, an unrivalled colour range and the option of colour-matched accessories, the system can be tailored to meet your specific requirements.

OUR SLIMMEST BI-FOLD FOR ULTIMATE LIGHT



Also available as 'Heritage' - replicating the traditional steel look.

Heritage is also an option for single or double doors

UPGRADE YOUR HARDWARE



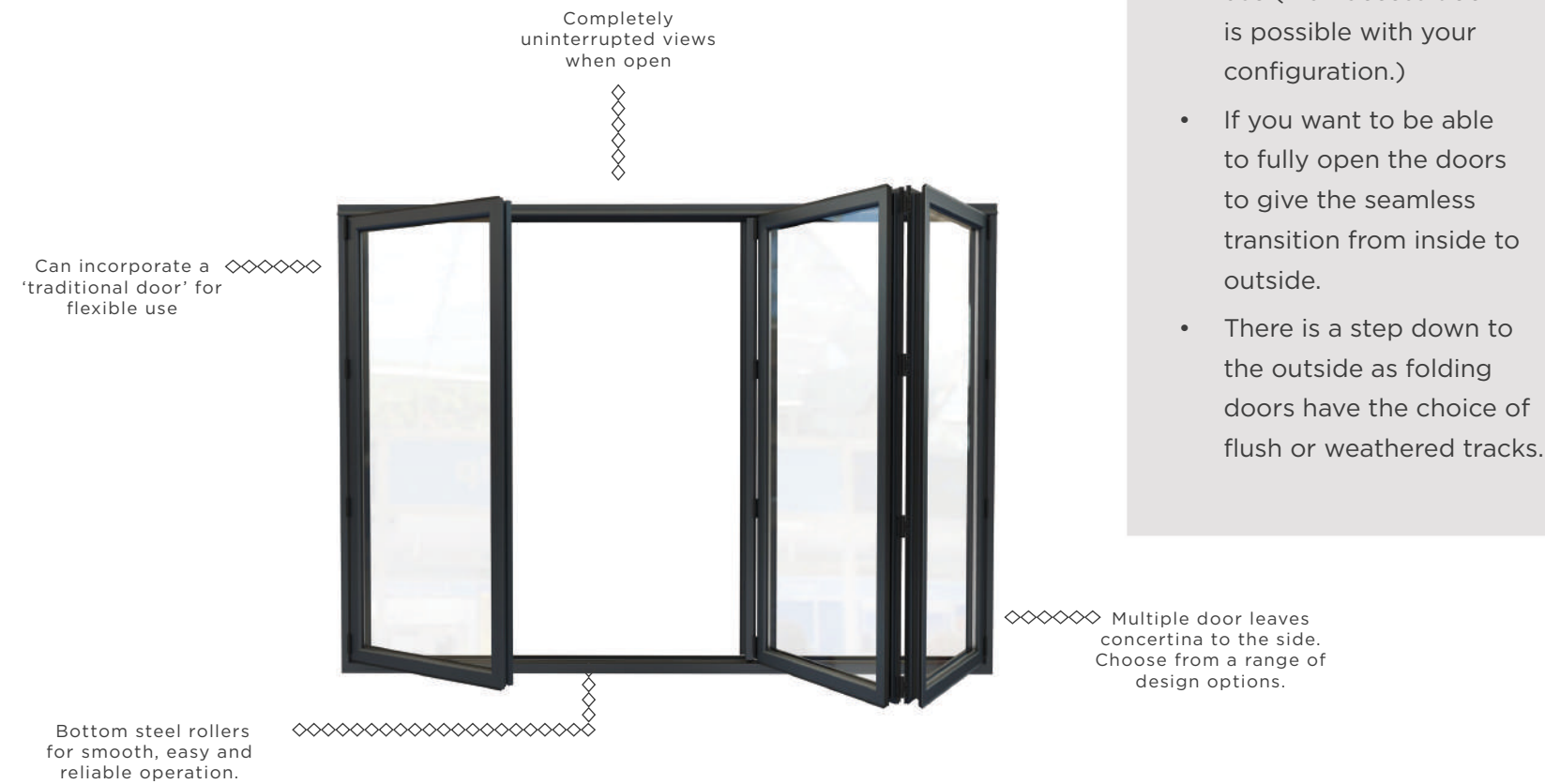
Opal Finesse sliding doors maximise light and give stunning unimpeded view. Excelling in performance and design, these aluminium doors can feature beautiful slim sightlines (52mm) and an elegant framework to enhance any home with style. They open and close with ease, are lightweight, low maintenance and remain smooth and secure whatever the weather allowing you to sit back, relax and enjoy the view. There is also the option to upgrade to 'soft close' meaning they close smoothly and quietly, without even noticing their presence.

SMOOTH-SLIDE GLIDING DOORS



UPGRADE YOUR HARDWARE

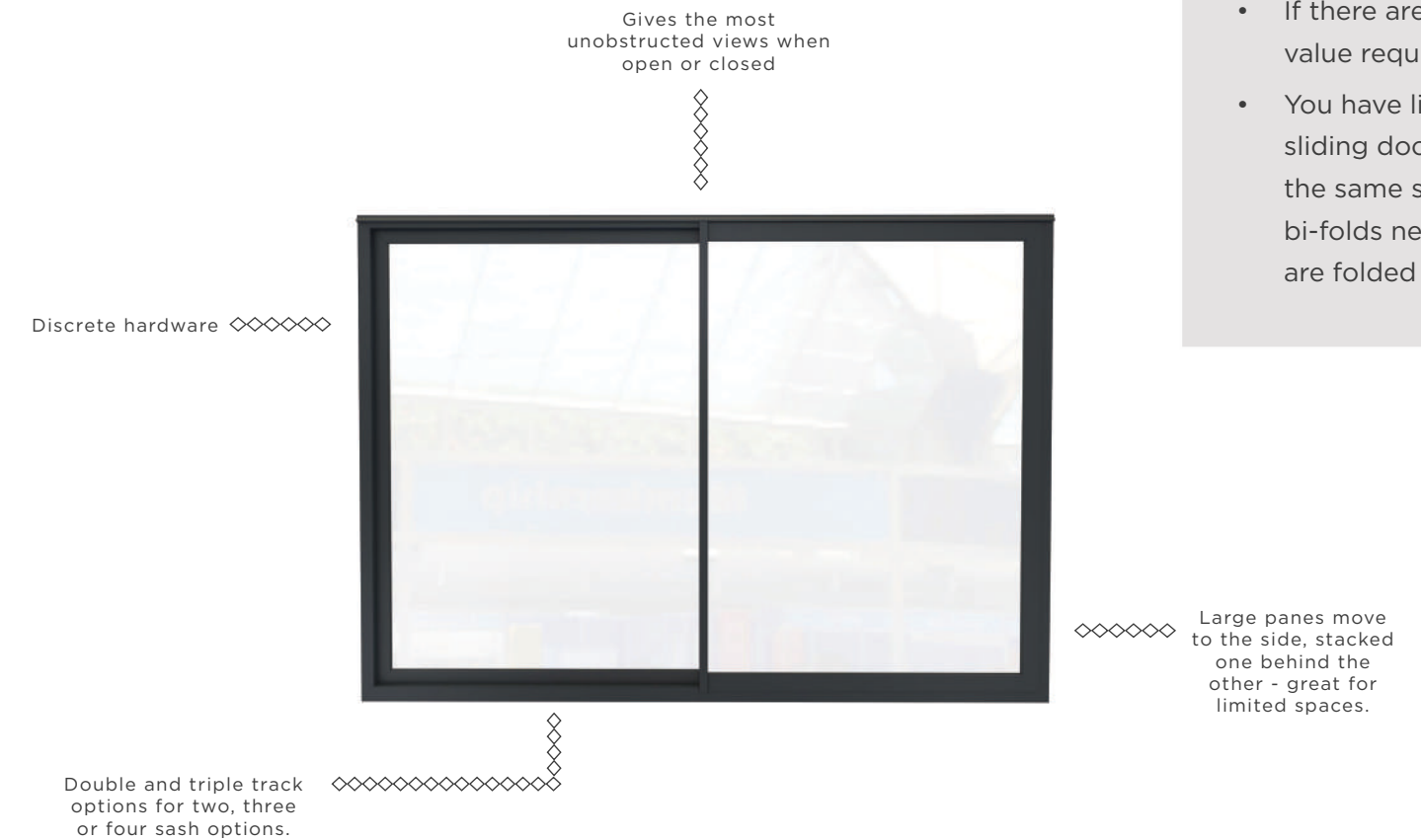




BI-FOLDING DOORS

CONSIDER IF...

- They will be used as an access door too. You can quickly nip in and out of bi-folds for everyday use (if an access door is possible with your configuration.)
- If you want to be able to fully open the doors to give the seamless transition from inside to outside.
- There is a step down to the outside as folding doors have the choice of flush or weathered tracks.



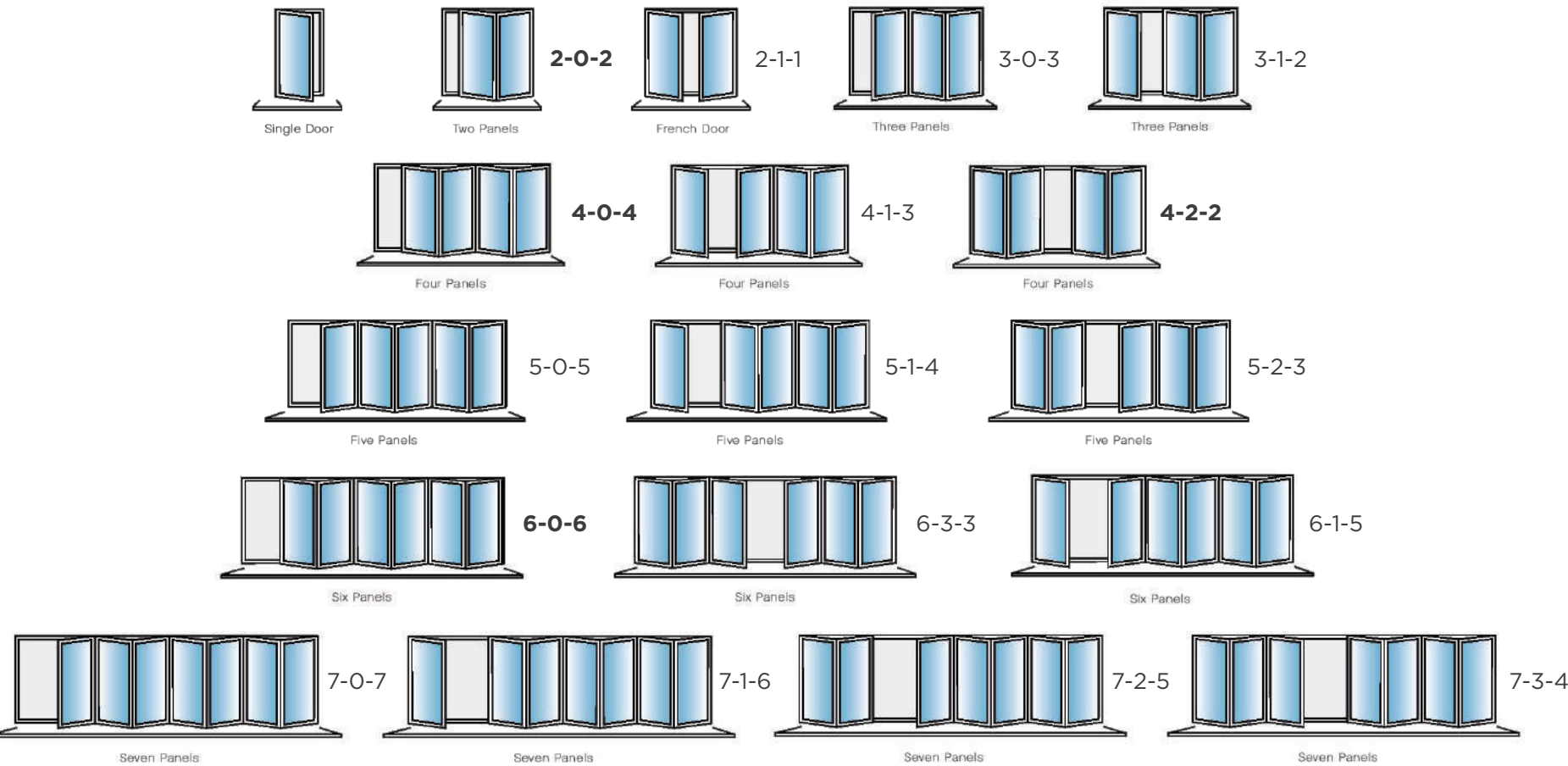
SLIDING DOORS

CONSIDER IF...

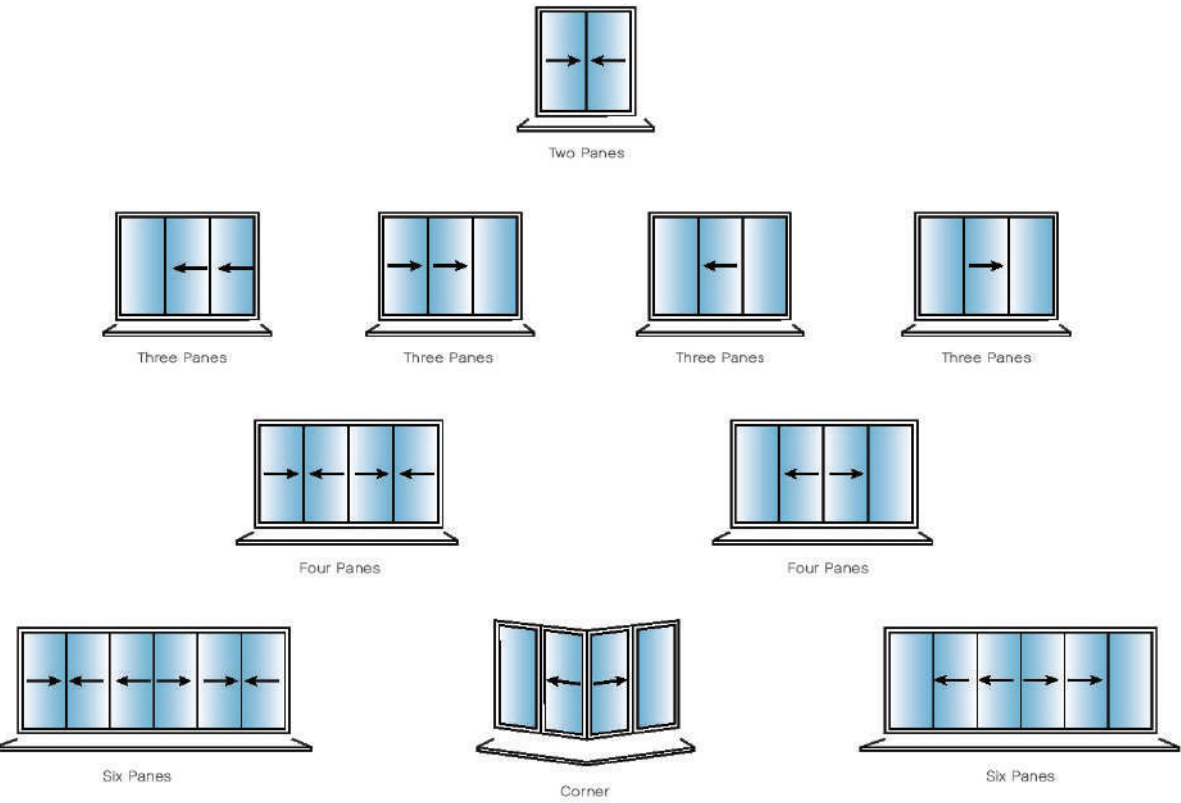
- It's important to have a higher glass to frame ratio. You can fit more glass in a sliding door than you can bi-folds.
- If there are strict thermal value requirements.
- You have limited space - sliding doors don't need the same space that bi-folds need when they are folded back.

Bi-folding doors feature multiple door leaves which concertina to one or both sides of the frames. Bi-folding doors are available with a Master Door which can be used as an access door alone without having to fold back all the other doors.


***please note the configurations in bold have no option for an external access or traffic door.**




Sliding doors open and close in line with the large panes stacked one behind the other.



This is just an example of designs, please speak to us about further design options.




ROBUST PERFORMANCE DOMESTIC ENTRANCE DOOR




Opal Ornate is a range of high performance residential single and double doors that offer homeowners quality assurance and peace of mind. These doors will impress your guests and keep out intruders. Elegant, yet strong and durable Opal Ornate doors enhance the beauty of the home and keep in the warmth. Available in a range of designs and colour finishes.

CHOICE OF COLOURS



ULTIMATE DESIGNER ENTRANCE DOOR



Opal Opulence is our most prestigious door which offers a wide range of designs, colours and styles to choose from. Whichever door you choose for the property, you can be sure of its outstanding performance, with high-quality locking mechanisms and precision construction combining to give unbeatable strength and security. You can choose from a range of designs and our extensive range of colours guarantees the perfect finishing touch.

High quality 10-point locking mechanism provides outstanding security.



HARDWARE & UPGRADES

Door furniture will have a major impact on the overall appearance of your doors and windows. All our windows and doors come with a standard choice of handles and hardware which are fully compliant and of high quality providing excellent security. However, you can also choose to upgrade to our range of blu™ hardware should you want that something a little different or high-end.



WINLOCK WINDOW HANDLES - STANDARD ON ALL WINDOWS

blu™ Performance in Motion

Our handle upgrades are from the **blu™ performance range** which are designed and manufactured to the highest standards of 316 Marine Grade satin stainless steel to withstand the most challenging environments – particularly coastal locations where corrosion is a major issue. The blu™ range of handles, hinges, casements and stays come with a lifetime guarantee*




REGENT WINDOW HANDLES - UPGRADE OPTION



BLU™ HANDLES - UPGRADE OPTION

*Casement stay only available on Opal Heritage windows



MONKEYTAIL WINDOW HANDLES - UPGRADE OPTION

*Monkeytail casement stays also available but only on Opal Heritage



UK HARDWARE



White



Satin Silver



Polished Chrome



Black

LEVER LEVER HANDLES - STANDARD ON ALL DOORS



STANDARD
SHOOTBOLT



**BLU™ ERGONOMIC
UPGRADE**



**BLU™ SHOOTBOLT
UPGRADE**



Black or white



Polished Chrome

'D' HINGE HANDLE - STANDARD ON BI-FOLDS



STANDARD
PULL HANDLE

black, white or satin chrome



**BLU™ PULL
UPGRADE**



**BLU™ LIFT &
SLIDE UPGRADE**

*only available on lift & slide doors



ENTRANCE T-BAR
PULL HANDLE

available in various lengths.

blu™ upgrade available



ENTRANCE DOOR BLU™ UPGRADES

SECURITY & LOCK UPGRADES

The standard locking mechanisms & hardware used by us are already fully compliant with current regulations and of a high quality providing excellent security. However, here is the option to enhance security should you choose to do so by upgrading to a Ultion Lock. The moment that Ultion detects forced entry it activates an attack lock directly into the central cam, this is 'Lock Down Mode'. Even if the most determined intruder gets past Ultion's two sacrificial sections they won't get to the attack lock because it is protected deep inside a solid molybdenum core and secured with a dedicated retaining pin.

ULTION 

Ultion has passed all major British standards test for security. It meets the highest TS007 standard (3 star) without needing to be bolstered with support of cylinder protectors or extra secure door handles. Sold Secure Diamond is a test developed in conjunction with The Master Locksmith Association. Test's designed by locksmiths.



keycap 

keyring 

All our door systems are available with a Ultion Lock upgrade

The Ultion lock comes with a £1000 Snap Guarantee. Should a burglary take place within 10 years from the point of installation and entry was achieved by snapping an Ultion lock, they will pay you the homeowner £1000.

To activate the guarantee, they will need to complete registration within 28 days of the doors being installed.

GLASS OPTIONS

Losing heat through your windows or doors can be an annoyance for many homeowners that want to ensure their home is efficiently heated. The most effective way to keep your home both warm and energy efficient is through having your windows and doors glazed with high performance glass units.

With many different glass options to choose from it's important, depending on location of the room (north or south facing), that you choose the right glazing for your side frames and doors. Here, we explain what features are available but please speak to your installer to discuss your requirements so they can advise you.



U Value - measures heat loss through the unit. The lower the U value, the warmer in winter the room will be.



Light transmission - the percentage of light able to pass through the unit. The lower the light transmission, the lower the glare.



Warm Edge Technology - The use of a spacer bar that's 950 times less conductive than aluminium. Increasing temperature and reducing condensation.



UV Reduction - blocks out 98% of the harmful UV rays that cause fading of soft furnishings by installing laminated glass.



Enhanced Security - laminated glass has an additional security interlayer within the glass holds fragments together in case of impact.



Sound Reduction - For a quieter living space, this option reduces audible sound by up to 40% more than standard glass.

Double Glazing























Double-glazed windows consist of two panes of glass separated by a layer of air or gas. On average, a semi-detached house can reduce 18% of yearly energy usage simply by investing in double glazed windows. Double glazed windows also assist with sound proofing, resistance against condensation and security.

Triple Glazing

Triple glazing consist of three panes of glass instead of the traditional one or two when the window is double glazed. Triple glazing can help window systems achieve a WER of A in many instances. However, there is the obvious trade off with reduced maximum window & door sizes being smaller to those of a double glazed unit.

| LIFE IS BETTER IN COLOUR

SENSATIONS

			
Velour White SEN001	Frost White SEN022	Dune SEN002	Sand SEN003
			
Caramel SEN031	Mars Red SEN005	Basque Red SEN032	Sienna Brown SEN004
			
Cocoa Brown SEN021	Chestnut Brown SEN024	Silver Grey SEN017	Diamond Grey SEN026
			
Platinum Grey SEN016	Dessert Grey SEN025	Antique Grey SEN015	Vulcan Black SEN014
			
Obsidian Black SEN013	Provence Green SEN010	Olive Green SEN018	Antique Green SEN012
			
Amazon Green SEN011	Steel Blue SEN028	Ocean Blue SEN007	Sky Blue SEN009




COTSWOLD

			
Burford White CWD001	Billbury Steam CWD003	Bath Stone CWD004	Fairford Tile CWD006
			
Slad Stone CWD015	Bourton Cream CWD002	Cheltenham Stone CWD005	Painswick Stone CWD008
			
Moreton Ground CWD007	Cotswold Green CWD012	Tetbury Field CWD009	Wotton Olive CWD010
			
Chedworth Green CWD013	Stroud Sky CWD011	Westonbirt Leaf CWD014	

ALCHEMY

						
Golden Beach ALC004	Gold Pearl ALC003	Bronze ALC002	Steel Grey ALC008	Storm Grey ALC007	Silver Grey ALC006	Titanium Grey ALC005

STANDARD COLOURS

		
White	Black	Grey

NATURALS

			
White KL010	Off White KL011	Cream KL001	Brown KL006
			
Dark Brown KL007	Grey KL012	Dark Grey KL013	Anthracite Grey KL005
			
Textured Anthracite KL14ST	Dark Red KL002	Dark Blue KL003	Dark Green KL004



OPAL

ALUMINIUM WINDOWS AND DOORS



Web: www.globaldoor.co.uk Tel: 01642 309570